



Kid-Inspired ELL









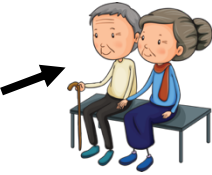



Beginners

3

Unit 1

1. Practice the material below together as a class.
2. Test each student individually on their listening.

A. Listen to the teacher. Point to the correct picture.


1. 	2. 	3. 	4. 
5. 	6. 	7. 	8. 
9. 	10. 	11. 	12. 

B. Listen and respond to what the teacher says.



1. How are you?
2. What is your name?
3. How old are you?
4. Go get a pencil and eraser, please.
5. Look at me, please.
6. Sit properly, please.
7. What is your favorite color?
8. What is your favorite animal?
9. Who are the people in your family?
10. What do you like to eat?


Sign or Stamp



Reading Comprehension

Read, write and fill in the numbers. Then color.

1. This pig sits. 2. The cat jumps. 3. The dog runs. 4. The fish swims. They are having fun!



1. Review as a class.
2. Practice individually.
3. Sign or stamp only when the student can read it on his or her own without help.

ck back

st stop

ft gift

sk mask

nd hand

ch chop

tch catch

Sight Word Review:

go

he

they

you

she

watch

away

one

Sign or Stamp

Find and write.

A	M	A	S	K	B	C	X	S	H	U	M
S	F	G	I	F	T	T	U	L	D	K	V
P	C	H	O	P	C	Y	Z	D	B	N	X
S	W	E	V	N	A	U	Y	Q	A	R	H
H	M	F	U	L	T	J	X	P	C	A	A
N	V	E	U	X	C	K	P	C	K	E	N
N	S	T	O	P	H	K	H	H	Q	N	D
L	T	H	E	Y	W	A	T	C	H	A	S

BACK

MASK

CATCH

STOP

HAND

THEY


GIFT

CHOP


WATCH

Books I've Read


When you finish reading a book, draw it here and have your teacher or parent sign or stamp below the picture.




Sign or Stamp



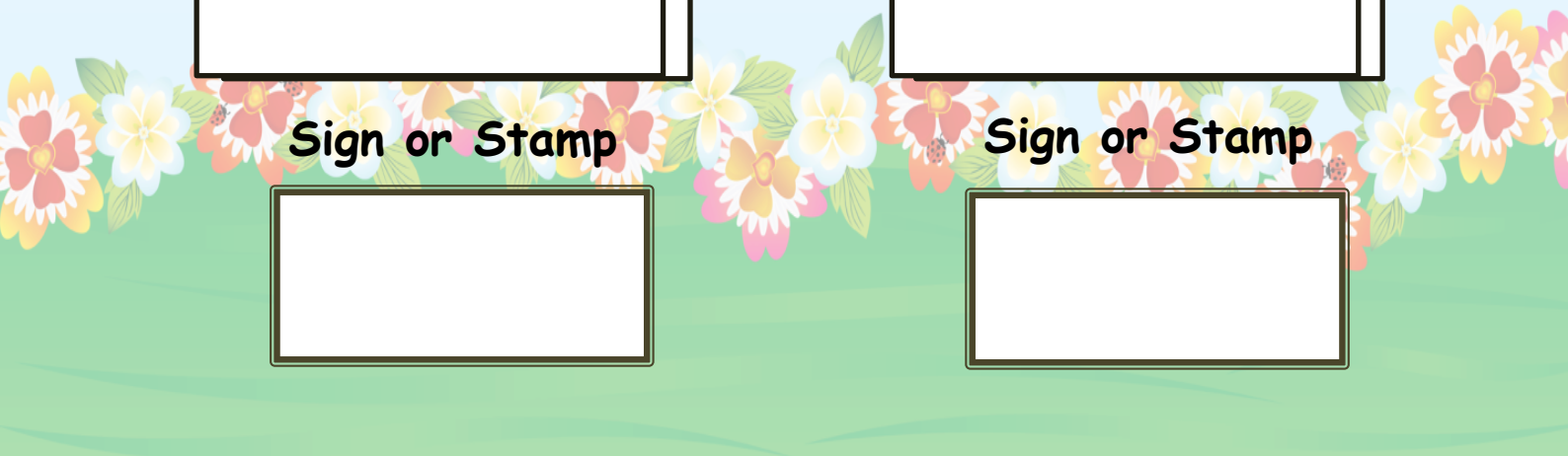

Sign or Stamp




Sign or Stamp



Sign or Stamp



Choose a book that you really like. Then choose your favorite page. Write and draw that page.




Speaking Practice

Practice until students are be able to make these sentences on their own without help.

Are you _____?

Yes, I am.

No, I'm not.




Listening Practice

Test each student individually. Ask the questions below without any gestures or help to see how well the student understands.




1. How are you?
2. What is your name?
3. How old are you?
4. Go get a pencil and eraser, please.
5. Look at me, please.
6. Sit properly, please.
7. What is your favorite color?
8. What is your favorite animal?
9. Who are the people in your family?
10. What do you like to eat?

Sign or Stamp



Read, write and draw what is missing. Then color.



1. Review as a class.
2. Practice individually.
3. Sign or stamp only when the student can read it on his or her own without help.

sh shack

th that

cl clip

cr crab

str strip

qu quit

ng sing

le little

Sight Word Review:

are

want

find

what


when

see

goes

too

Sign or Stamp



Find and write.

C	R	A	B	Z	Q	Y	S	Q	X	D	Y
R	R	S	W	O	G	S	E	G	L	B	L
T	G	H	W	M	C	I	G	W	L	A	I
H	P	A	A	R	L	N	V	Q	H	Y	T
A	H	C	N	I	I	G	A	U	P	Z	T
T	O	K	T	Q	P	M	Y	I	E	D	L
O	U	I	R	U	I	N	R	T	N	S	E
P	M	D	S	T	R	I	P	F	T	Z	K

SHACK

CRAB

SING

THAT

STRIP

LITTLE


CLIP

QUIT


WANT

Books I've Read



When you finish reading a book, draw it here and have your teacher or parent sign or stamp below the picture.




Sign or Stamp



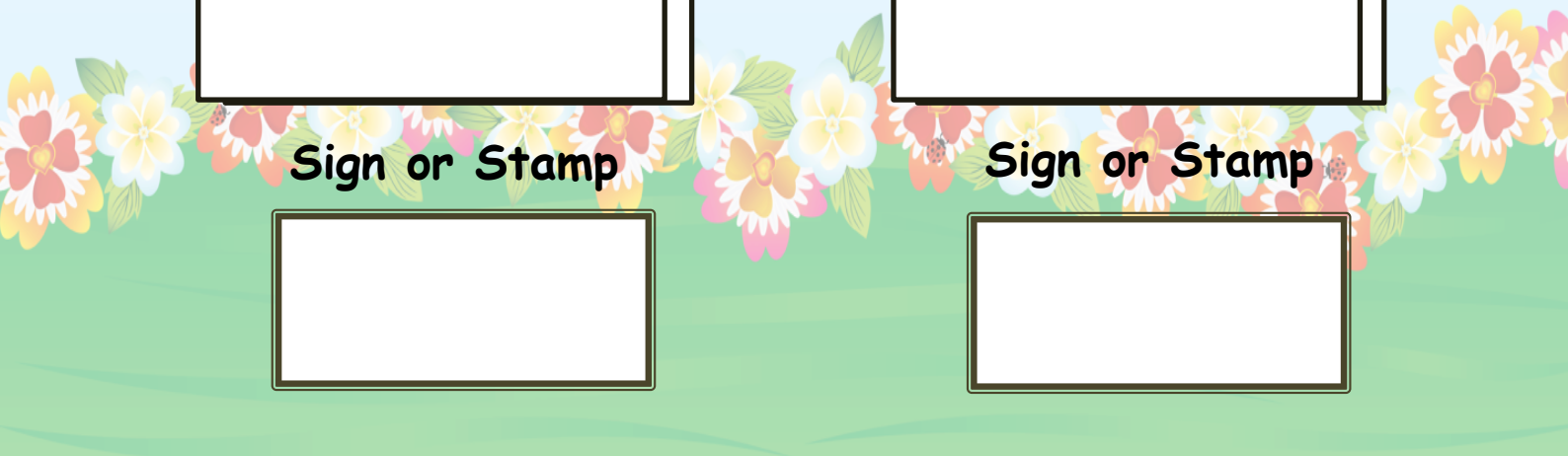

Sign or Stamp




Sign or Stamp



Sign or Stamp



Choose a book that you really like. Then choose your favorite page. Write and draw that page.






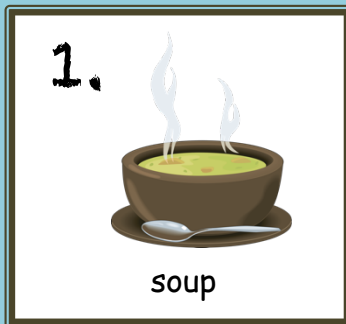
Speaking Practice

Practice until students are able to make these sentences on their own without help.

Do you like _____?

Yes, I do.

No, I don't.




Listening Practice

Test each student individually. Ask the questions below without any gestures or help to see how well the student understands.



1. What do you like to eat?
2. Do you like sandwiches?
3. Do you like soup?
4. Are you hungry?
5. Are you thirsty?
6. Are you tired?

Sign or Stamp



Reading Comprehension

Read, write and color the rabbits the correct color.

The rabbits are in a band. One rabbit sings.
It is a pink rabbit. One rabbit hits the
drums. It is a black rabbit. Go, rabbits!



mat → mate



Spelling Words

fat

cake

take

see

two

mat

mate

fat

fate

rat


rate

Sight Words:

see

two

Sign or Stamp



Find and write.

F	L	A	M	E	R	V	E	G	A	O	P
D	Z	S	B	F	F	H	T	G	H	J	L
Z	B	L	S	A	G	K	A	S	H	J	A
R	A	G	V	T	E	C	K	N	S	H	T
R	K	A	G	E	H	A	E	T	V	O	E
N	E	M	A	T	E	K	F	A	T	E	N
R	A	E	B	I	N	E	R	R	H	D	U
F	G	U	A	S	A	X	K	Z	A	U	T

MATE

BAKE

BLAME

FATE

TAKE

FLAME


CAKE

GAME


PLATE

Books I've Read


When you finish reading a book, draw it here and have your teacher or parent sign or stamp below the picture.




Sign or Stamp



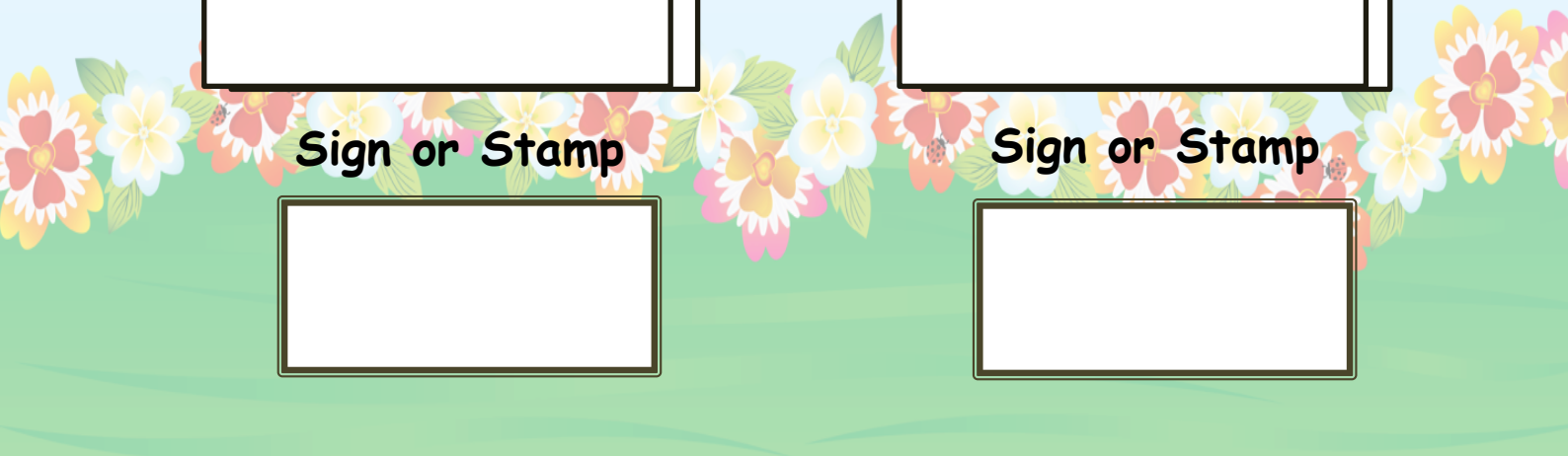

Sign or Stamp




Sign or Stamp



Sign or Stamp



Choose a book that you really like. Then choose your favorite page. Write and draw that page.

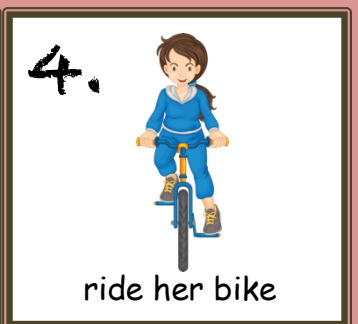




Speaking Practice

Practice until students are be able to make these sentences on their own without help.

What does your mom like to do?

She likes to _____.



Listening Practice

Test each student individually. Ask the questions below without any gestures or help to see how well the student understands.



1. What does your mom like to do?
2. What does your dad like to do?
3. Does your dad like sandwiches?
4. Does your mom like hot dogs?
5. What do you like to do?

Sign or Stamp



Reading Comprehension

Read, write and finish the picture. Then color.

Did this kid take some cake? Hmm. Yes. Did this dog take some cake? Hmm. Yes. I think the mom will be mad!



ai
ay

1. Practice as a class.
2. Practice individually.
3. Sign or stamp only when the student can read it on his or her own without help.

Spelling Words

train

rain

day

play

come

rain

train

main

day

say


play

Sight Words:

come

down

Sign or Stamp



Find and write.

Z	D	A	Y	M	M	C	C	S	A	Y	H
P	D	H	P	H	A	D	O	W	N	D	F
Y	U	U	P	W	I	B	A	C	N	T	D
X	O	J	L	L	N	X	I	L	Q	V	Y
I	T	R	A	I	N	Q	R	A	M	S	B
B	K	N	Y	U	J	Y	I	I	R	B	R
E	B	R	P	L	A	I	N	M	L	R	P
H	E	T	C	O	M	E	O	L	J	Y	B

TRAIN

DAY

CLAIM

MAIN

SAY

COME


PLAIN

PLAY


DOWN

Books I've Read


When you finish reading a book, draw it here and have your teacher or parent sign or stamp below the picture.




Sign or Stamp



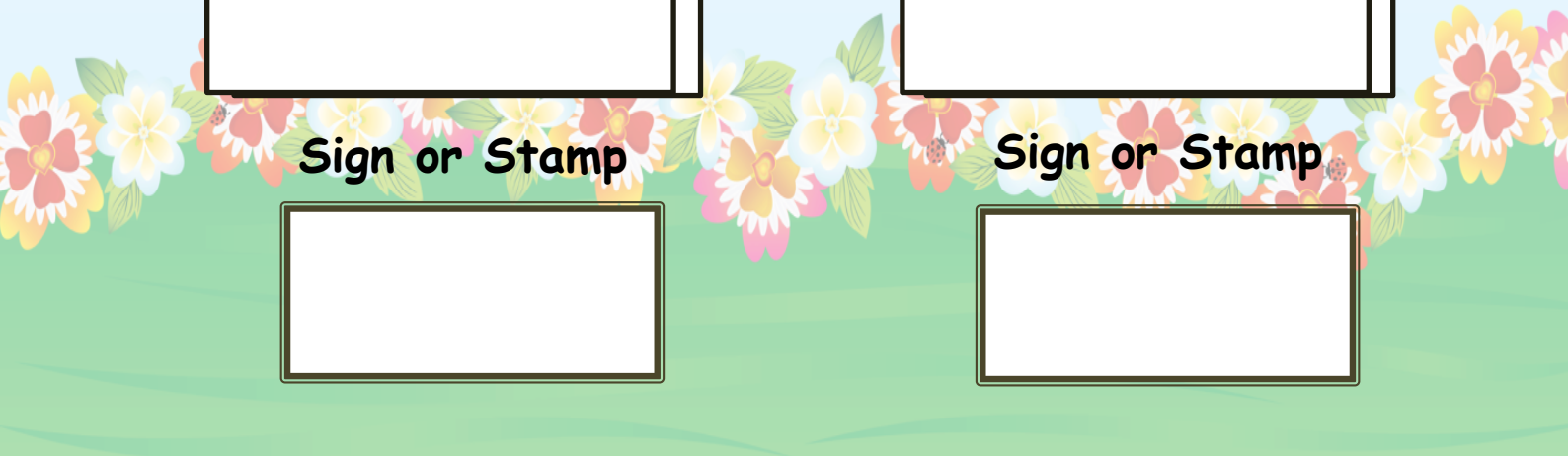

Sign or Stamp



Sign or Stamp



Sign or Stamp



Choose a book that you really like. Then choose your favorite page. Write and draw that page.



Review Week Challenges

A. Speaking

1. Practice as a class and in partners beforehand.
2. How many sentences can you make in a minute?

1. (question)

3. (question)

5. (question)


7. (question)

2. (answer)

4. (answer)

6. (answer)

8. (answer)



9. (question)

11. (question)

13. (question)

15. (question)

10. (answer)

12. (answer)

14. (answer)

16. (answer)



17. (question)

19. (question)

21. (question)

23. (question)

18. (answer)

20. (answer)

22. (answer)

24. (answer)



B. Reading

How many letters and sounds can the student do in a minute **without help**?

The dog runs. It catches a little rabbit. It brings the	11
little rabbit to Mom and Dad. Mom and Dad jump. No, Dog!	23
No rabbits! The dog goes. It sees a truck. Ruff! Ruff! The	35
dog wants to get the truck. No, Dog! Mom and Dad are	47
mad. Then a bad man comes. Ruff! Grrr! The dog tackles	58
the bad man. The bad man quits and runs away. Good dog!	70

C. Listening

Ask each student individually without gestures of any kind.

How many questions out of the total does the student respond correctly to?

- | | |
|--|---------------------------------|
| 1. Who are the people in your family? | 6. What do you like to eat? |
| 2. Do you have any brothers and sisters? | 7. Do you like French fries? |
| 3. What does your dad like to do? | 8. Do you like salad? |
| 4. What does your mom like to eat? | 9. Are you tired? |
| 5. What do you like to do? | 10. Are you happy or sad today? |

D. Spelling

See how many words the students can spell correctly. The teacher says the words one by one and the students spell the words out.

fat	see	day
cake	two	play
take	train	come

Speaking Practice

Practice until students are be able to make these sentences on their own without help.

What are you doing?

I am _____.

1.



looking for something

2.



helping someone

3.



going to get a pencil

4.



thinking

5.



eating a snack

6.



playing a game

7.



singing a song

8.



goofing off

Speaking Practice

Practice as a class. Test each student individually.
Point to a picture and ask the question. Students
should be able to make good sentences about what
they are doing.


Sign or Stamp



Reading Comprehension

Read, write and finish the picture. Then color.

This is Fred. Fred plays with a red train.
Fred has a plane too. The plane goes fast. Do
you see the train and the plane?



e_e

ee

ea

1. Practice as a class.
2. Practice individually.
3. Sign or stamp only when the student can read it on his or her own without help.

Spelling Words

these

here

tree

read

clean

these

here

tree

seed

read

clean

Sight Words:

cloud

look

Sign or Stamp



Find and write.

C	Z	L	O	O	K	R	L	T	R	S	I
H	U	H	T	T	E	E	H	E	R	E	C
M	J	C	R	J	X	A	L	K	D	E	L
V	B	L	E	F	Z	D	G	K	L	D	E
R	G	O	E	Z	Q	W	P	L	A	Y	A
A	A	U	T	H	E	S	E	P	Q	A	N
R	K	D	Y	Z	E	A	G	J	Q	A	M
X	Z	C	N	W	K	R	O	O	G	O	E

THESE

SEED

CLOUD

HERE

READ

LOOK


TREE

CLEAN


PLAY

Books I've Read


When you finish reading a book, draw it here and have your teacher or parent sign or stamp below the picture.




Sign or Stamp



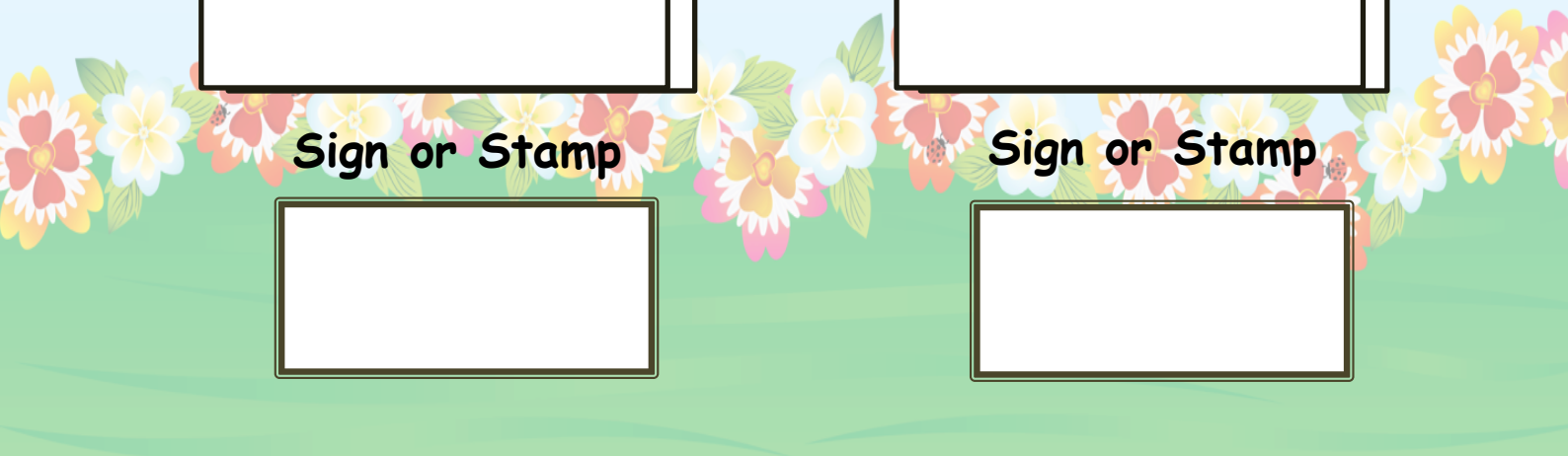

Sign or Stamp



Sign or Stamp



Sign or Stamp



Choose a book that you really like. Then choose your favorite page. Write and draw that page.



Speaking Practice

Practice until students are able to make these sentences on their own without help.

What are you doing?

I am _____.

<p>1.</p>  <p>practicing my sentences</p>	<p>2.</p>  <p>driving a car</p>	<p>3.</p>  <p>climbing a tree</p>	<p>4.</p>  <p>choosing a book</p>
<p>5.</p>  <p>writing my worksheet</p>	<p>6.</p>  <p>throwing a ball</p>	<p>7.</p>  <p>making a paper airplane</p>	<p>8.</p>  <p>flying</p>


Listening Practice

Test each student individually. Ask the questions below without any gestures or help to see how well the student understands.



1. What are you doing?
2. Are you driving a car?
3. Are you practicing your sentences?
4. What do you like to eat?
5. How old are you?


Sign or Stamp



Reading Comprehension

Read, write and finish the picture. Then color.

This is a big tree. His name is Al. He is an apple tree. He has six red apples and three green apples on his branches.





i_e

ie

igh

1. Practice as a class.
2. Practice individually.
3. Sign or stamp only when the student can read it on his or her own without help.

hike

fine

die

tie

night

flight

Sight Words:

bear

all

Spelling Words

five


time

die

night

bear

Sign or Stamp



Find and write.

C	R	A	N	E	Z	T	I	E	D	H	U
V	M	A	L	L	H	D	Q	I	T	L	K
K	D	L	H	J	Q	Q	F	I	N	E	Z
S	R	N	I	X	D	I	E	B	Q	Z	K
O	E	C	K	F	L	I	G	H	T	V	K
Q	B	V	E	V	N	Y	C	C	W	X	D
Y	L	B	L	B	E	A	R	C	V	F	E
L	W	N	M	U	S	N	I	G	H	T	N

HIKE

TIE

BEAR

FINE

NIGHT

ALL


DIE

FLIGHT


CRANE

Books I've Read


When you finish reading a book, draw it here and have your teacher or parent sign or stamp below the picture.




Sign or Stamp



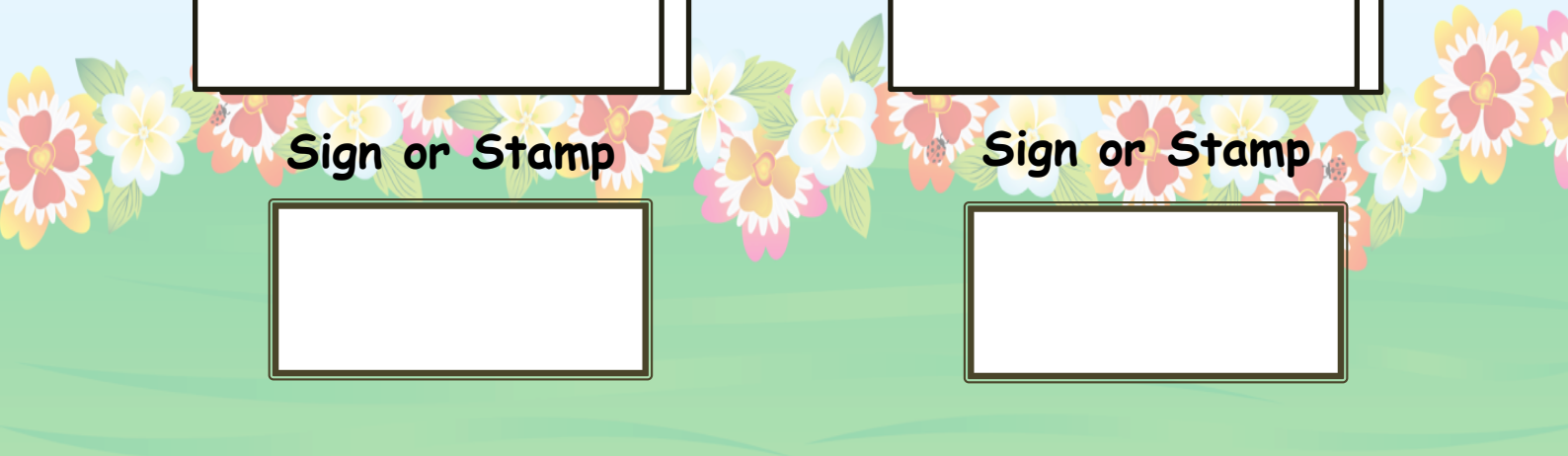

Sign or Stamp




Sign or Stamp



Sign or Stamp



Choose a book that you really like. Then choose your favorite page. Write and draw that page.



Speaking Practice

Practice until students are be able to make these sentences on their own without help.

What day is it today?

It is _____.

1 Monday	2 Tuesday	3 Wednesday	4 Thursday																																										
5 Friday	6 Saturday	7 Sunday	8. October <table border="1"> <thead> <tr> <th>Su</th> <th>Mo</th> <th>Tu</th> <th>We</th> <th>Th</th> <th>Fr</th> <th>Sa</th> </tr> </thead> <tbody> <tr> <td></td> <td>1</td> <td>2</td> <td>3</td> <td>4</td> <td>5</td> <td>6</td> </tr> <tr> <td>7</td> <td>8</td> <td>9</td> <td>10</td> <td>11</td> <td>12</td> <td>13</td> </tr> <tr> <td>14</td> <td>15</td> <td>16</td> <td>17</td> <td>18</td> <td>19</td> <td>20</td> </tr> <tr> <td>21</td> <td>22</td> <td>23</td> <td>24</td> <td>25</td> <td>26</td> <td>27</td> </tr> <tr> <td>28</td> <td>29</td> <td>30</td> <td>31</td> <td></td> <td></td> <td></td> </tr> </tbody> </table> week	Su	Mo	Tu	We	Th	Fr	Sa		1	2	3	4	5	6	7	8	9	10	11	12	13	14	15	16	17	18	19	20	21	22	23	24	25	26	27	28	29	30	31			
Su	Mo	Tu	We	Th	Fr	Sa																																							
	1	2	3	4	5	6																																							
7	8	9	10	11	12	13																																							
14	15	16	17	18	19	20																																							
21	22	23	24	25	26	27																																							
28	29	30	31																																										

Listening Practice

Test each student individually. Ask the questions below without any gestures or help to see how well the student understands.




1. What are you doing?
2. Are you eating a snack?
3. What day is it today?
4. What does your dad like to do?
5. What is your favorite animal?

Sign or Stamp

Reading Comprehension

Read, write and color the Kreegs the correct colors.

These are Kreegs. One Kreeg is playing with a ball. He is green. One Kreeg is sleeping. He is white. One pink Kreeg is digging.



— — — — y
— — y

1. Practice as a class.
2. Practice individually.
3. Sign or stamp only when the student can read it on his or her own without help.

Spelling Words

happy

silly

fly

cry

friend

happy

puppy

silly

my

fly


cry

Sight Words:

friends

spider

Sign or Stamp



Find and write.

Q	D	Z	W	F	K	S	H	B	V	T	P
P	L	M	T	R	F	P	A	S	M	A	U
S	D	H	K	I	H	I	P	A	L	C	P
I	S	N	M	E	L	D	P	R	S	R	P
L	M	X	E	N	S	E	Y	X	Y	Y	Y
L	L	C	A	D	S	R	H	H	W	V	U
Y	M	Y	T	S	T	C	W	G	B	K	S
G	F	L	Y	Y	U	Z	G	I	C	Y	P

HAPPY

MY

FRIENDS

PUPPY

FLY

SPIDER


SILLY

CRY


MEAT

Books I've Read



When you finish reading a book, draw it here and have your teacher or parent sign or stamp below the picture.




Sign or Stamp





Sign or Stamp




Sign or Stamp



Sign or Stamp



Choose a book that you really like. Then choose your favorite page. Write and draw that page.



Speaking Practice

Practice until students are be able to make these sentences on their own without help.

When do you _____?

I _____.

1.



brush your teeth

2.



take a shower

3.



go to bed

4.



eat dinner

5.



in the morning

6.



in the afternoon

7.



in the evening

8.



at night


Listening Practice

Test each student individually. Ask the questions below without any gestures or help to see how well the student understands.



1. When do you brush your teeth?
2. When do you go to bed?
3. When do you eat dinner?
4. When do you fight monsters?


Sign or Stamp



Reading Comprehension

Read, write and draw faces on the balls.

The balls are playing ball. The green ball wants to win, but he can't. The yellow ball is happy. The green ball is sad.



o_e

oa

ow

1. Practice as a class.
2. Practice individually.
3. Sign or stamp only when the student can read it on his or her own without help.

Spelling Words

home

road

boat

blow

find

bone

home

boat

float

blow


crow

Sight Words:

bird

find

Sign or Stamp



Find and write.

B	B	O	N	E	F	I	U	N	X	E	Y
O	O	F	P	B	R	R	S	Q	R	F	B
A	C	G	C	L	I	X	Y	B	C	L	C
T	E	V	O	O	E	K	M	X	I	O	R
W	R	F	B	W	N	N	C	D	W	A	O
J	F	I	N	D	D	H	O	M	E	T	W
B	V	J	U	C	S	X	X	H	J	B	P
B	I	R	D	T	L	S	F	F	F	G	C

BONE

FLOAT

BIRD

HOME

BLOW

FIND


BOAT

CROW


FRIENDS

Books I've Read



When you finish reading a book, draw it here and have your teacher or parent sign or stamp below the picture.




Sign or Stamp



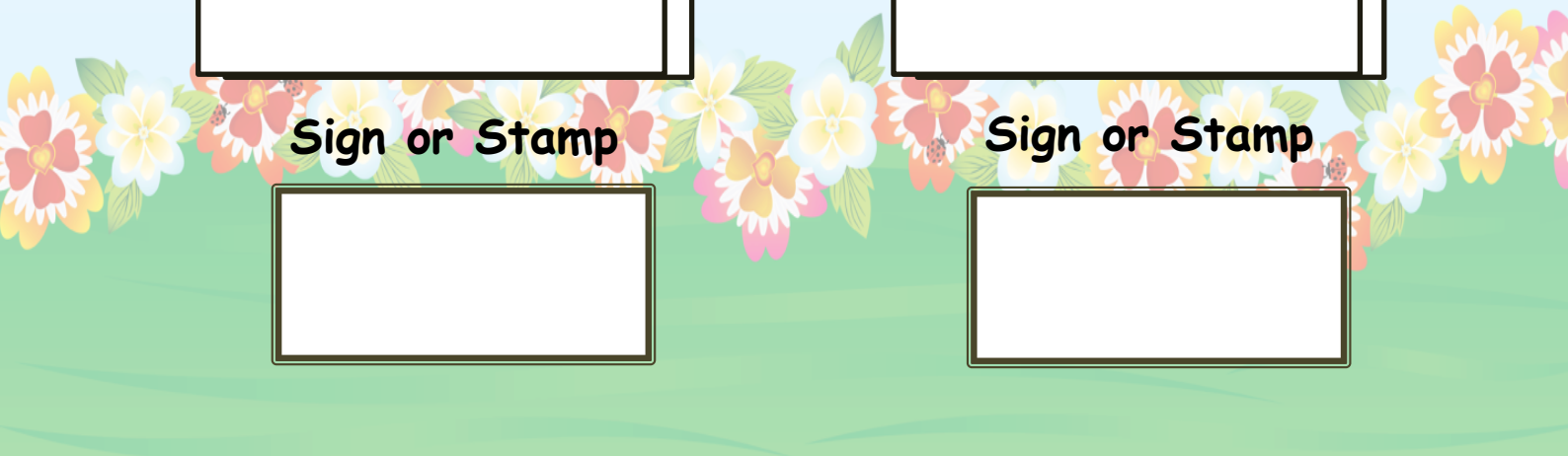

Sign or Stamp




Sign or Stamp



Sign or Stamp



Choose a book that you really like. Then choose your favorite page. Write and draw that page.



Review Week Challenges

A. Speaking

1. Practice as a class and in partners beforehand.
2. How many sentences can you make in a minute?

1. (question)

3. (question)

5. (question)

7. (question)

2. (answer)

4. (answer)

6. (answer)

8. (answer)



9. (question)

11. (question)

13. (question)

15. (question)

10. (answer)

12. (answer)

14. (answer)

16. (answer)



17. (question)

19. (question)

21. (question)

23. (question)

18. (answer)

20. (answer)

22. (answer)

24. (answer)



B. Reading

How many letters and sounds can the student do in a minute **without help**?

The mom makes a big cake. She puts the cake on a tray in a box. She puts a string on the box. She takes the cake to the train. She puts the cake on the train. The train goes fast. A bad man plays with the cake. He hits it. He smashes it. What a bad man! When the train gets there, the cake is a mess. The mom is so sad. What a day!

14

28

40

52

63

76

C. Listening

Ask each student individually without gestures of any kind.

How many questions out of the total does the student respond correctly to?

1. What are you doing?
2. Are you driving a car?
3. When do you brush your teeth?
4. What do you like to eat?
5. How old are you?

6. Are you eating a snack?
7. What day is it today?
8. When do you eat dinner?
9. What does your dad like to do?
10. What is your favorite color?

D. Spelling

See how many words the students can spell correctly. The teacher says the words one by one and the students spell the words out.

these

five

happy

home

here

time

silly

road

tree

die

fly

boat

read

night

cry

blow

clean

bear

friend

find

Speaking Practice

Practice until students are able to make these sentences on their own without help.

How is the weather in _____?

It's _____ in _____.

1. **JANUARY**

2. **FEBRUARY**

3. **MARCH**

4. **April**

5.

snowy

6.

cloudy

7.

windy

8.

rainy


Listening Practice

Test each student individually. Ask the questions below without any gestures or help to see how well the student understands.



1. How is the weather in January?
2. Is it hot in February?
3. How is the weather in April?
4. Do you like the weather in March?

Sign or Stamp



Reading Comprehension

Read, write and finish the picture.

This is a very funny thing. The man is staying in the dog's home, and the dog is staying in the man's home. That's so silly.



u_e

ue

ui

1. Practice as a class.
2. Practice individually.
3. Sign or stamp only when the student can read it on his or her own without help.

Spelling Words

cute

blue

true

fruit

what

tube

flute

blue

true

suit

fruit

Sight Words:

what

saw

Sometimes

cute

cube

Sign or Stamp

Find and write.

R	W	H	F	X	Z	W	B	S	Y	X	I
B	W	F	R	Y	E	H	D	T	B	W	P
S	Y	C	U	F	S	A	V	A	L	A	T
W	O	Z	I	L	J	T	W	E	U	L	U
J	V	H	T	U	S	U	I	T	E	K	B
S	A	W	L	T	N	O	S	C	T	N	E
T	R	U	E	E	O	Y	O	V	R	J	S
V	G	J	E	X	P	G	H	K	G	T	O

TUBE

TRUE

WHAT

FLUTE

SUIT

SAW


BLUE

FRUIT


WALK

Books I've Read



When you finish reading a book, draw it here and have your teacher or parent sign or stamp below the picture.




Sign or Stamp



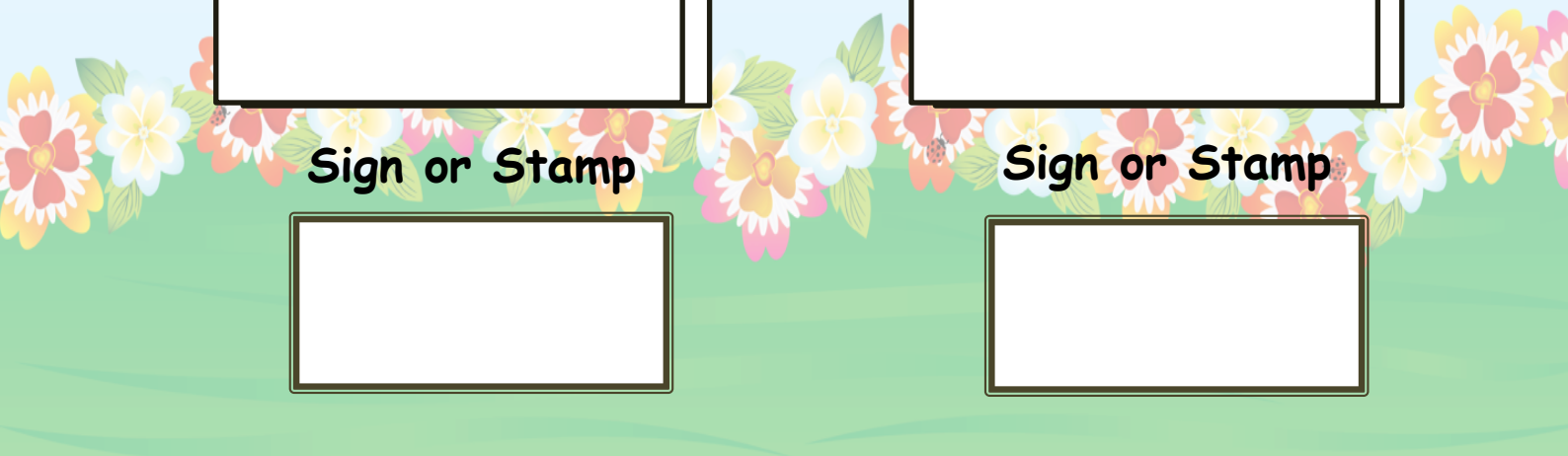
Sign or Stamp




Sign or Stamp



Sign or Stamp



Choose a book that you really like. Then choose your favorite page. Write and draw that page.



Speaking Practice

Practice until students are be able to make these sentences on their own without help.

What do you do in _____?

I _____.




Listening Practice

Test each student individually. Ask the questions below without any gestures or help to see how well the student understands.



1. What do you do in July?
2. How is the weather in August?
3. What do you do in May?
4. How is the weather in June?

Sign or Stamp



Reading Comprehension

Read, write and finish the picture.

It is May. It is rainy. A kid is in the rain. She has an umbrella. She is running home. She wants to get inside quick.



oo**ew**

1. Practice as a class.
2. Practice individually.
3. Sign or stamp only when the student can read it on his or her own without help.

Spelling Words

look
took
new
flew
animal

boot

troop

hoop

new

flew

chew

Sight Words:

brown


animals

Sometimes

look

cook

Sign or Stamp



Find and write.

S	C	A	Q	A	Q	Q	B	O	O	T	K
N	P	N	H	X	B	R	O	W	N	Z	T
E	J	I	O	N	I	N	C	H	E	W	R
W	I	M	R	S	Z	I	A	U	O	V	O
G	K	A	S	C	W	D	V	Z	J	G	O
T	F	L	E	Q	Q	N	U	X	O	J	P
T	N	S	O	A	K	H	O	O	P	I	A
F	Q	F	L	E	W	X	F	K	N	M	N

BOOT

NEW

BROWN

TROOP

FLEW

ANIMALS


HOOP

CHEW


HORSE

Books I've Read


When you finish reading a book, draw it here and have your teacher or parent sign or stamp below the picture.




Sign or Stamp



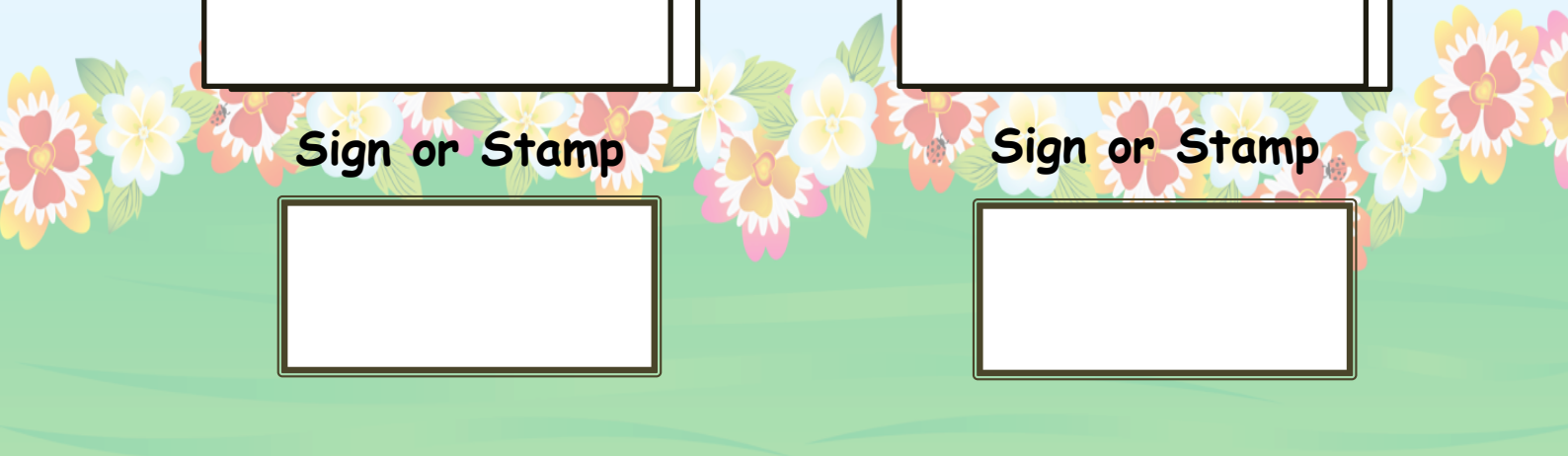

Sign or Stamp



Sign or Stamp



Sign or Stamp



Choose a book that you really like. Then choose your favorite page. Write and draw that page.




Speaking Practice

Practice until students are be able to make these sentences on their own without help.

What do you do in _____?

I _____.



Listening Practice

Test each student individually. Ask the questions below without any gestures or help to see how well the student understands.




1. What do you do in September?
2. How is the weather in October?
3. What do you do in December?
4. Do you take tests in November?
5. What are the months of the year?

Sign or Stamp



Read, write and finish the picture.

Sally likes to read. She has many books. Here are two of her books. One book is about fish. The other is about boats.

[illegible]

ou**ow**

1. Practice as a class.
2. Practice individually.
3. Sign or stamp only when the student can read it on his or her own without help.

Spelling Words

house

mouth

how

down

many

house

trout

mouth

now

down

clown

Sight Words:

many

about

Careful!

blow

slow

Sign or Stamp



Find and write.

H	Q	L	S	R	R	M	I	N	O	W	V
D	O	W	N	F	R	O	F	L	W	D	G
C	J	Y	Q	G	P	U	F	A	J	V	I
L	T	R	O	U	T	T	B	B	M	J	P
O	O	G	H	Y	I	H	K	O	A	U	I
W	H	O	U	S	E	Q	A	U	N	B	D
N	S	E	A	A	R	E	G	T	Y	R	F
U	G	B	V	H	U	U	T	W	O	C	S

HOUSE

NOW

MANY

TROUT

DOWN

ABOUT


MOUTH

CLOWN


TWO

Books I've Read



When you finish reading a book, draw it here and have your teacher or parent sign or stamp below the picture.





Sign or Stamp



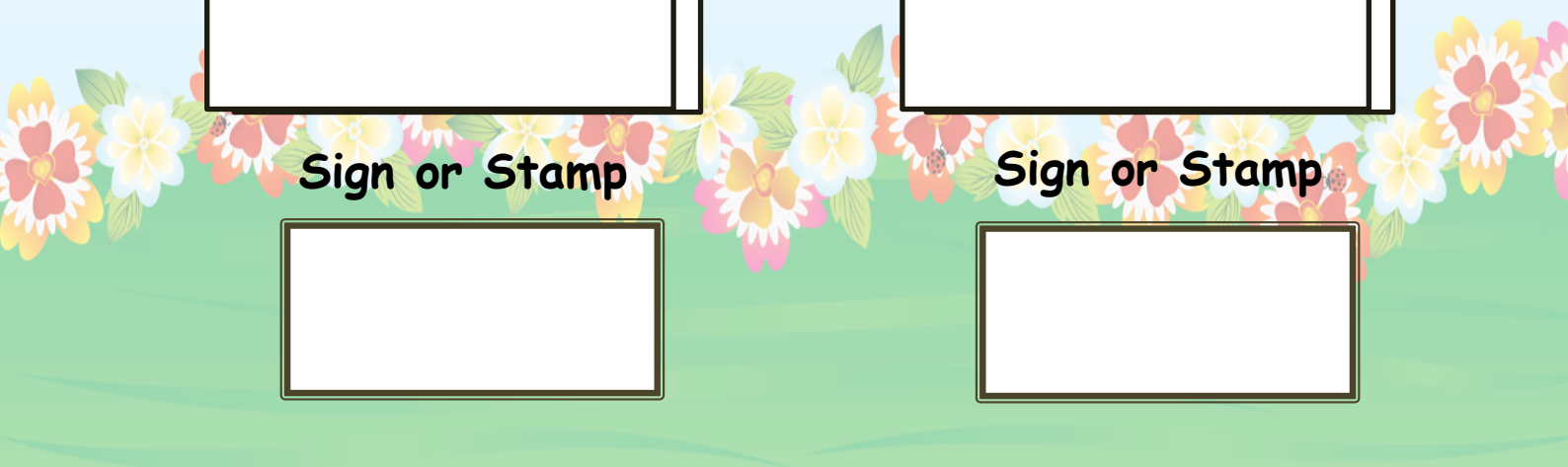

Sign or Stamp




Sign or Stamp



Sign or Stamp



Choose a book that you really like. Then choose your favorite page. Write and draw that page.











Speaking Practice

Practice until students are able to make these sentences on their own without help.

What time do you _____?

I _____ at _____.

1. 	2. 	3. 	4. 
5.  get up	6.  eat breakfast	7.  eat lunch	8.  get out of school


Listening Practice

Test each student individually. Ask the questions below without any gestures or help to see how well the student understands.




1. What time do you get up in the morning?
2. What time do you eat breakfast?
3. What time do you eat lunch?
4. What time do you get out of school?
5. What time is class over?

Sign or Stamp



Betty the cow can fly. She is Super Cow.
Betty the Super Cow is blue. She will catch
the bad dog. The bad dog is taking food!

This image shows a blank sheet of handwriting practice paper. It features four identical sets of horizontal guidelines arranged vertically. Each set includes three lines: a solid top line, a dashed middle line, and a solid bottom line, providing a structured space for practicing letter formation and alignment.

er

ir

ur

1. Practice as a class.
2. Practice individually.
3. Sign or stamp only when the student can read it on his or her own without help.

Spelling Words

her

bird

purple

where

why

her

faster

bird

birthday

surf


purple

Sight Words:

where

why

Sign or Stamp



Find and write.

S	K	R	P	W	B	X	V	H	E	R	F
U	U	S	B	L	I	W	O	P	P	U	A
R	I	F	I	O	R	S	S	U	M	B	S
F	H	D	R	O	T	F	J	R	M	R	T
L	W	C	D	K	H	W	U	P	R	X	E
O	H	Y	U	O	D	Z	I	L	R	J	R
J	Y	Y	I	S	A	W	H	E	R	E	E
Y	V	S	Q	J	Y	X	K	Y	Z	S	C

HER

BIRTHDAY

WHERE

FASTER

SURF

WHY


BIRD

PURPLE


LOOK

Books I've Read


When you finish reading a book, draw it here and have your teacher or parent sign or stamp below the picture.




Sign or Stamp



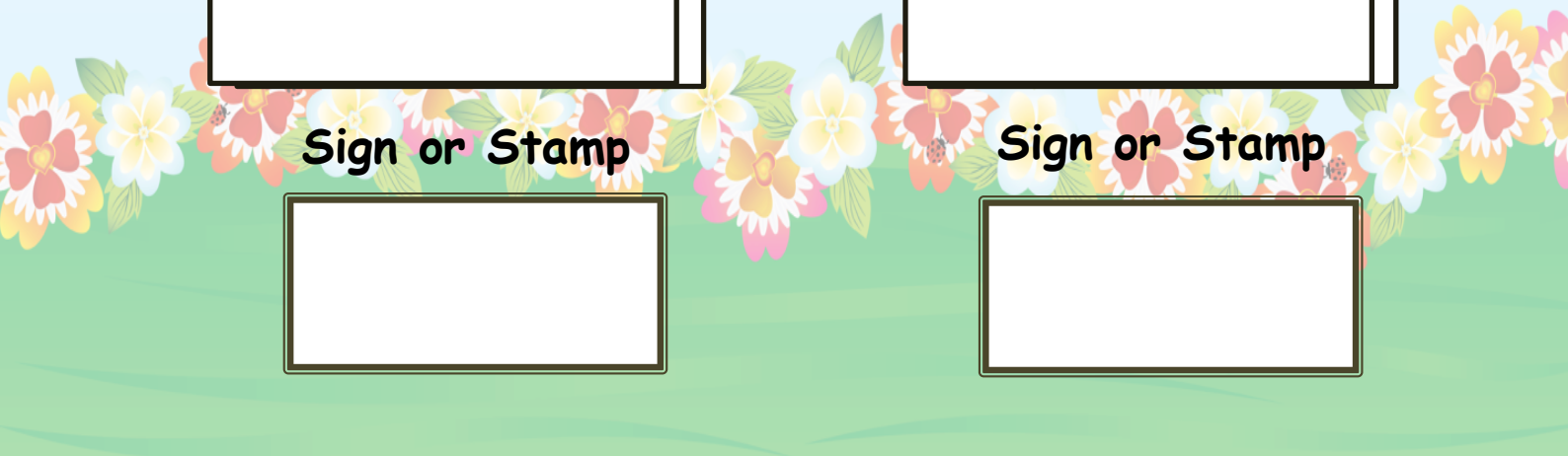

Sign or Stamp




Sign or Stamp



Sign or Stamp



Choose a book that you really like. Then choose your favorite page. Write and draw that page.



Review Week Challenges

A. Speaking

- Practice as a class and in partners beforehand. Let students choose the months and times they want.
- How many sentences can you make in a minute?

1. (question)

3. (question)

5. (question)

7. (question)


2. (answer)

4. (answer)

6. (answer)

8. (answer)

OCTOBER 2019
Sun Mon Tue Wed Thu Fri Sat
1 2 3 4 5 6 7
8 9 10 11 12 13 14
15 16 17 18 19 20 21
22 23 24 25 26 27 28
29 30 31



OCTOBER 2019
Sun Mon Tue Wed Thu Fri Sat
1 2 3 4 5 6 7
8 9 10 11 12 13 14
15 16 17 18 19 20 21
22 23 24 25 26 27 28
29 30 31



OCTOBER 2019
Sun Mon Tue Wed Thu Fri Sat
1 2 3 4 5 6 7
8 9 10 11 12 13 14
15 16 17 18 19 20 21
22 23 24 25 26 27 28
29 30 31



OCTOBER 2019
Sun Mon Tue Wed Thu Fri Sat
1 2 3 4 5 6 7
8 9 10 11 12 13 14
15 16 17 18 19 20 21
22 23 24 25 26 27 28
29 30 31



9. (question)

11. (question)

13. (question)

15. (question)

10. (answer)

12. (answer)

14. (answer)

16. (answer)

OCTOBER 2019
Sun Mon Tue Wed Thu Fri Sat
1 2 3 4 5 6 7
8 9 10 11 12 13 14
15 16 17 18 19 20 21
22 23 24 25 26 27 28
29 30 31



OCTOBER 2019
Sun Mon Tue Wed Thu Fri Sat
1 2 3 4 5 6 7
8 9 10 11 12 13 14
15 16 17 18 19 20 21
22 23 24 25 26 27 28
29 30 31



OCTOBER 2019
Sun Mon Tue Wed Thu Fri Sat
1 2 3 4 5 6 7
8 9 10 11 12 13 14
15 16 17 18 19 20 21
22 23 24 25 26 27 28
29 30 31



OCTOBER 2019
Sun Mon Tue Wed Thu Fri Sat
1 2 3 4 5 6 7
8 9 10 11 12 13 14
15 16 17 18 19 20 21
22 23 24 25 26 27 28
29 30 31



17. (question)

19. (question)

21. (question)

23. (question)

18. (answer)

20. (answer)

22. (answer)

24. (answer)



B. Reading

How many letters and sounds can the student do in a minute **without help**?

There are nine cats in the night. They run and play and	12
screech. The nine cats often fight. They fight as they see	23
things to eat. One cat with the name Tom thinks, "This is	35
not right. This stinks. Let us share the things to eat,	46
please, and let us share the things to drink." The cats say,	58
"OK! Good job, Tom!" and those cats are as happy as can be.	71

C. Listening

Ask each student individually without gestures of any kind.

How many questions out of the total does the student respond correctly to?

- | | |
|--|--|
| 1. How is the weather in January? | 5. What do you do in July? |
| 2. Is it hot in February? | 6. How is the weather in August? |
| 3. What do you do in September? | 7. What time do you get out of school? |
| 4. What time do you get up in the morning? | 8. What time do you go to bed? |

D. Spelling

See how many words the students can spell correctly. The teacher says the words one by one and the students spell the words out.

cute	look	house	her
blue	took	mouth	bird
true	new	how	purple
fruit	flew	down	where
what	animal	many	why

Speaking Practice

Practice until students are be able to make these sentences on their own without help.

Why is the _____ happy?

Because _____.

<p>1.</p>  <p>pirate</p>	<p>2.</p>  <p>witch</p>	<p>3.</p>  <p>ghost</p>	<p>4.</p>  <p>princess</p>
<p>5.</p>  <p>sailing a ship</p>	<p>6.</p>  <p>riding a broom</p>	<p>7.</p>  <p>scaring people</p>	<p>8.</p>  <p>kissing a prince</p>

Listening Practice

Test each student individually. Ask the questions below without any gestures or help to see how well the student understands.



1. Why is the witch happy?
2. Why is the ghost happy?
3. Why are you happy?
4. What time do you go to bed?
5. What do you do in July?

Sign or Stamp

There are three birds in the tree. One is blue, one is green, and one is red. A cat wants to eat the birds. Where is the cat?

This image shows a full page of handwriting practice paper. It features four identical sets of horizontal guidelines arranged vertically. Each set includes three lines: a solid top line, a dashed middle line, and a solid bottom line, providing a structured space for practicing letter formation and alignment. The paper is otherwise blank, with no margins or additional markings.

ar all

1. Practice as a class.
2. Practice individually.
3. Sign or stamp only when the student can read it on his or her own without help.

Spelling Words

star

hard

ball

there

something

car

star

hard

all

ball


stall

Sight Words:

there

something

Sign or Stamp



Find and write.

U	X	O	N	U	N	K	Y	A	O	K	C
J	C	O	U	L	D	S	T	A	L	L	A
F	O	C	A	L	L	Z	H	A	R	D	R
V	X	M	Z	R	T	R	D	U	P	N	K
Z	Q	S	O	M	E	T	H	I	N	G	D
L	A	Z	C	L	V	T	B	A	L	L	O
T	H	E	R	E	S	T	A	R	P	L	G
T	G	S	X	D	Q	M	T	A	C	U	J

CAR

CALL

THERE

STAR

BALL

SOMETHING


HARD

STALL


COULD

Books I've Read



When you finish reading a book, draw it here and have your teacher or parent sign or stamp below the picture.




Sign or Stamp



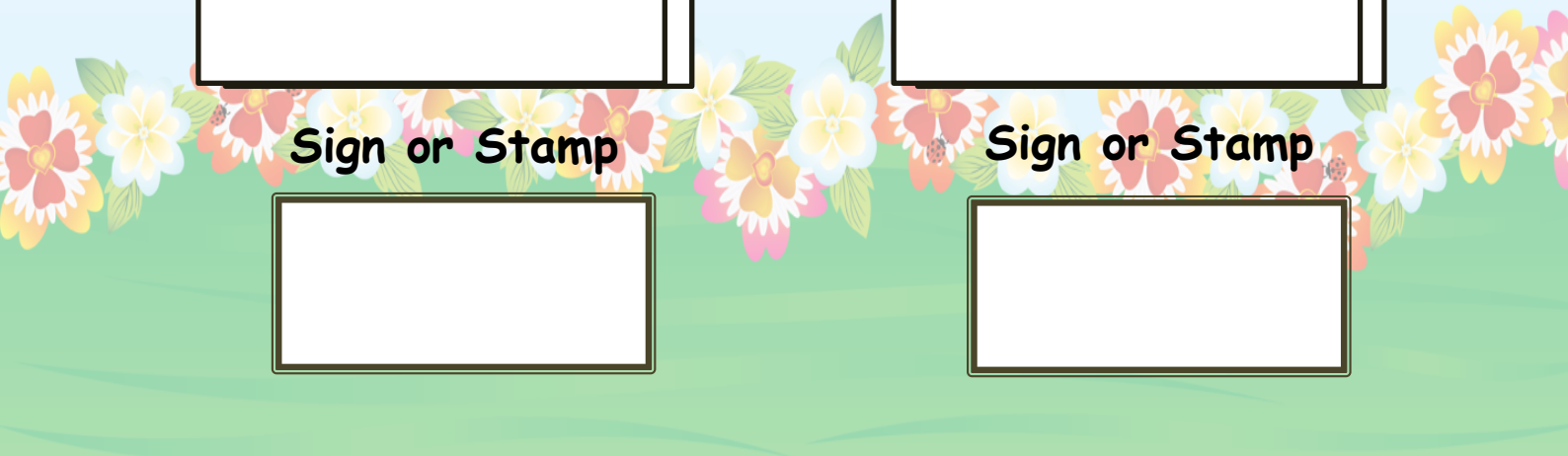

Sign or Stamp




Sign or Stamp



Sign or Stamp



Choose a book that you really like. Then choose your favorite page. Write and draw that page.



Speaking Practice

Practice until students are be able to make these sentences on their own without help.

Where is she going?

She is going to the _____.

<p>1.</p>  <p>police station</p>	<p>2.</p>  <p>fire station</p>	<p>3.</p>  <p>pet shop</p>	<p>4.</p>  <p>grocery store</p>
<p>5.</p>  <p>park</p>	<p>6.</p>  <p>swimming pool</p>	<p>7.</p>  <p>mall</p>	<p>8.</p>  <p>movie theater</p>


Listening Practice

Test each student individually. Ask the questions below without any gestures or help to see how well the student understands.



1. Where is your mom going?
2. Where are you going?
3. Where do you want to go?
4. Why is the pirate happy?
5. What do you do in December?

Sign or Stamp




Reading Comprehension

Read, write and finish the picture.

This is Bill the clown. He is driving a purple car. He has blue hair. He has a red nose. Bill is so funny!

Four sets of handwriting practice lines, each consisting of a solid top line, a dashed middle line, and a solid bottom line.



au**aw**

1. Practice as a class.
2. Practice individually.
3. Sign or stamp only when the student can read it on his or her own without help.

Spelling Words

because

saw

draw

said

know

cause

August

haunt

saw

fawn

draw


Sight Words:

said

know

could

Sign or Stamp



Find and write.

K	C	A	C	D	M	T	M	Y	A	E	K
H	U	T	O	J	X	U	Q	S	U	P	N
A	P	V	U	N	U	T	M	A	G	F	O
U	L	T	L	P	E	R	S	W	U	F	W
N	O	Q	D	A	C	G	A	D	S	A	P
T	L	S	G	Y	Y	E	I	G	T	W	K
Y	K	D	R	A	W	R	D	O	X	N	Y
U	C	M	C	A	U	S	E	I	A	F	K

CAUSE

SAW

SAID

AUGUST

FAWN

KNOW


HAUNT

DRAW


COULD

Books I've Read


When you finish reading a book, draw it here and have your teacher or parent sign or stamp below the picture.




Sign or Stamp



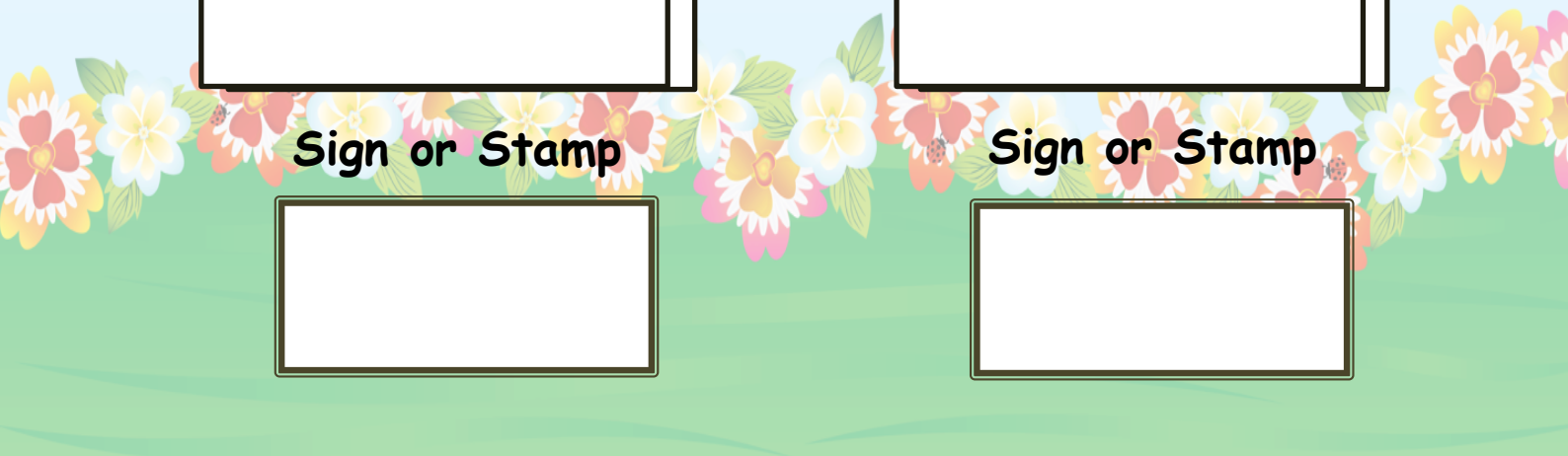

Sign or Stamp




Sign or Stamp



Sign or Stamp











Choose a book that you really like. Then choose your favorite page. Write and draw that page.



Speaking Practice

Practice until students are be able to make these sentences on their own without help.

What's wrong?

<p>1.</p>  <p>I have a cold.</p>	<p>2.</p>  <p>I have a headache.</p>	<p>3.</p>  <p>I have a stomachache.</p>	<p>4.</p>  <p>I have the runs.</p>
<p>5.</p>  <p>I have a mosquito bite.</p>	<p>6.</p>  <p>My arm hurts.</p>	<p>7.</p>  <p>My leg hurts.</p>	<p>8.</p>  <p>I need a band aid.</p>

Listening Practice

Test each student individually. Ask the questions below without any gestures or help to see how well the student understands.



1. What's wrong?
2. Why is the princess happy?
3. What do you wear in January?
4. What time do you go to school?

Sign or Stamp



This is a farm. There is a cow. There is a rabbit. There is a pig. There is a farmer. Can you draw them all?

The image displays four identical sets of handwriting practice lines arranged vertically. Each set is contained within a rectangular frame and consists of three horizontal lines: a solid top line, a dashed middle line, and a solid bottom line, providing a guide for letter height and placement.

oi

oy

1. Practice as a class.
2. Practice individually.
3. Sign or stamp only when the student can read it on his or her own without help.

Spelling Words

noisy

boy

enjoy

should

about

oil

point

noisy

boy

enjoy


oyster

Sight Words:

should

about

Sign or Stamp



Find and write.

G	H	U	E	S	H	O	L	D	B	B	R
B	Z	N	O	I	S	Y	N	L	B	O	S
A	P	O	Y	S	O	T	M	N	E	Y	H
T	G	Q	O	F	S	P	O	I	N	T	O
Q	R	R	I	R	R	Y	M	L	H	T	U
Q	X	Y	L	W	O	E	N	J	O	Y	L
W	O	Y	S	T	E	R	S	O	J	U	D
A	L	Y	A	B	O	U	T	D	V	C	Q

OIL

BOY

SHOULD

POINT

ENJOY

ABOUT


NOISY

OYSTER


HOLD

Books I've Read



When you finish reading a book, draw it here and have your teacher or parent sign or stamp below the picture.




Sign or Stamp



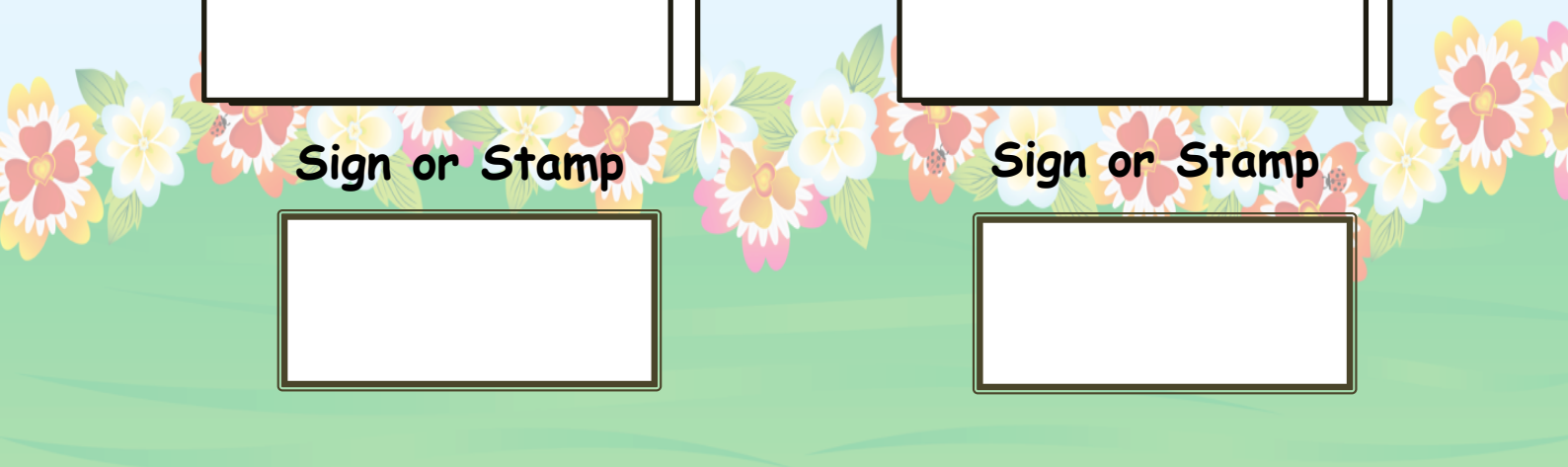

Sign or Stamp




Sign or Stamp



Sign or Stamp



Choose a book that you really like. Then choose your favorite page. Write and draw that page.



1. Fill out the chart together as a class.
2. Test students on phonics recognition.

Short:

Long:

1. _____

2. _____

3. _____

4. _____

5. _____

6. _____

7. _____

8. _____

9. _____

10. _____

Other:

11. _____



12. _____



13. _____



14. _____



15. _____



16. _____



1. I can point to the correct phonic when I hear its sound.
2. I can make the correct sound when the teacher points to a phonic.

Review Week Challenges

A. Speaking

1. Practice as a class and in partners beforehand.
2. How many sentences can you make in a minute?

1. (question)

3. (question)

5. (question)

7. (question)

2. (answer)

4. (answer)

6. (answer)

8. (answer)



9. (question)

11. (question)

13. (question)

15. (question)

10. (answer)

12. (answer)

14. (answer)

16. (answer)



17. (question)

19. (question)

21. (question)


23. (question)

18. (answer)

20. (answer)

22. (answer)

24. (answer)



B. Reading

How many words can the student do in a minute **without help**?

A boy saw a star. "I want to fly to that star," said the boy. "It

16

can't be too hard." The boy found a car. He drove the car.

29

"Nope, that will not work." Next, he found a boat. He got in the

43

boat. "Nope, that will not work." He saw a plane. He flew the

56

plane. "That star is hard to reach," he said. He went to bed. He

70

had a dream. He went to the star. He was happy.

81

C. Listening

Ask each student individually without gestures of any kind.

How many questions out of the total does the student respond correctly to?

1. Where is your mom going?
2. Where are you going?
3. Where do you want to go?
4. Why is the witch happy?
5. What do you do in December?

6. What time do you go to bed?
7. What do you do in July?
8. What's wrong?

D. Spelling

See how many words the students can spell correctly. The teacher says the words one by one and the students spell the words out.

star	because	noisy	what
hard	saw	boy	where
ball	draw	enjoy	why
there	said	should	many
something	know	about	how



This book was created by the Kid-Inspired Classroom. Artwork was used with permission from iclipart.com. All rights reserved. Permission to make copies is granted to one teacher for each book purchase. A lot of time and care was put into the development of these materials and we thank you sincerely for supporting us in our passion to create the best classroom materials available.