

Kid-Inspired ELL










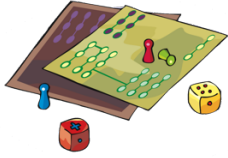
Beginners

2

Unit 1

1. Practice the material below together as a class.
2. Test each student individually on their listening.

A. Listen to the teacher. Point to the correct picture.


1. 	2. 	3. 	4. 
5. 	6. 	7. 	8. 
9. 	10. 	11. 11	12. 12

B. Listen and respond to what the teacher says.



1. How are you?
2. What is your name?
3. How old are you?
4. Go get a pencil and eraser, please.
5. Look at me, please.
6. Sit properly, please.

Sign or Stamp



Students can work on this while you test them one on one on the previous page.

Read, write and draw.

1. It is a cat.

2. It is a dog.

3. It is a kid.

4. It is a bed.

1. Practice as a class.
2. Practice individually.
3. Sign or stamp only when the student can read it on his or her own without help.

bat

red

fun

his

hot

Sign or Stamp



Sight Word:

the

Find and write.

J	M	C	M	W	F	T	O	V	T	H	I
L	G	A	L	J	A	P	Q	E	Q	U	W
H	N	T	M	N	T	H	D	H	M	T	J
E	W	C	A	Q	N	R	O	O	C	S	P
N	Y	P	F	J	B	T	G	S	G	A	H
G	H	Q	P	R	I	K	P	T	G	I	I
H	P	O	U	K	G	W	Y	V	W	H	A
A	E	Z	A	P	C	B	C	S	F	W	M

BIG

FAT

CAT

HEN

DOG

HUT

1. Practice as a class.
2. Practice individually.
3. Sign or stamp only when the student can read the book and the sentence on their own without help.




The cop gets the bad pigs.
The cop puts the pigs on top.

Sign or Stamp











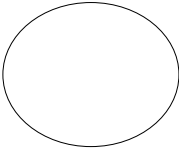
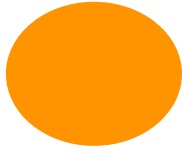


1. Write the sentence from the previous page.
2. Draw the picture.



Unit 2

1. Practice the material below together as a class.
2. Test each student individually on their listening.

A. Listen to the teacher. Point to the correct picture.

1.  happy	2.  sad	3.  angry	4.  sick
5.  hungry	6.  thirsty	7. 	8. 
9. 	10. 	11. 	12. 

B. Listen and respond to what the teacher says.



1. What is your favorite color?
2. What color is this?
3. What do you like to eat?
4. Are you hungry?
5. Where is your textbook?
6. Turn to page five.

Sign or Stamp

--

Students can work on this while you test them one on one on the previous page.

Read, write and draw.

1. A cat sits.

2. A dog runs.

3. A pig runs.

4. A kid hits.

1. Practice as a class.
2. Practice individually.
3. Sign or stamp only when the student can read it on his or her own without help.

lad

dot

Jen


hut

pig

Sight Word:

the

Sign or Stamp



Find and write.

I	S	I	T	W	H	T	M	F	R	E	Z
O	D	P	Y	R	J	O	G	R	B	F	P
M	M	L	D	E	P	P	Z	D	W	V	Y
B	A	G	A	D	I	A	P	F	U	N	O
F	D	B	L	G	G	V	O	B	H	Z	F
F	W	D	A	G	C	R	V	K	J	H	N
E	D	T	U	O	L	M	Q	I	B	K	W
F	N	E	O	F	P	L	B	Y	N	N	T

FUN

RED


MAD

SIT

PIG

TOP

1. Practice as a class.
2. Practice individually.
3. Sign or stamp only when the student can read the book and the sentence on their own without help.




The dogs run. Tod wins. Jen hugs Tod. Dan is sad.

Sign or Stamp



1. Write the sentence from the previous page.
2. Draw the picture.




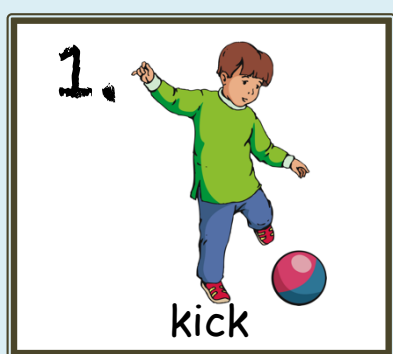


Speaking Practice

Practice until students are be able to make these sentences on their own without help.

What can you do?

I can _____.




Listening Practice

Ask each student individually without gestures of any kind. Sign or stamp when the student can respond correctly to all of the questions or commands.

Sign or Stamp



1. What can you do?
2. Can you write your name?
3. Can you stand up?
4. Can you sit down?
5. Can you sleep?



Reading Comprehension

Read, write and draw a line to the correct picture. Then color.

1. The dog licks him.

2. Jen kicks it.



ck

1. Practice as a class.
2. Practice individually.
3. Sign or stamp only when the student can read it on his or her own without help.

Spelling Words

back

duck

sick

back

lick

duck


deck

dock


Sight Word:

go

Sign or Stamp



Find and write.



BACK

PICK


PACK

DECK

KICK

LUCK

1. Practice as a class.
2. Practice individually.
3. Sign or stamp only when the student can read the book and the sentence on their own without help.




Peg has a duck. Peg has a
duck on a dock. Go, Peg!

Sign or Stamp



1. Write the sentence from the previous page.
2. Draw the picture.





Speaking Practice

Practice until students are be able to make these sentences on their own without help.

Are you _____?

Yes, I am. No, I'm not.



Speaking Practice

Test each student individually. Act out the situations above. The student should ask you the correct question for each situation.

Sign or Stamp




Reading Comprehension

Read, write and draw a line to the correct picture. Then color.

1. The dog is sad.

2. The cat is fat.



st sp

1. Practice as a class.
2. Practice individually.
3. Sign or stamp only when the student can read it on his or her own without help.

Spelling Words

stop

past

spin

stop

stick

past


spot

spin


gasp

Sight Word:

he



Sign or Stamp



Find and write.

S	P	O	T	L	L	Y	F	S	P	C	J
O	F	O	M	U	N	C	V	A	B	B	Q
G	V	U	X	J	P	D	K	S	H	T	L
E	G	A	S	G	A	S	P	T	S	X	C
M	T	Q	P	B	S	N	Y	I	T	S	L
A	J	O	I	D	T	X	S	C	O	X	O
S	X	R	N	P	W	G	B	K	P	R	Y
X	S	A	Q	J	B	Q	U	H	E	M	X

STOP

GASP

PAST

SPIN

SPOT


STICK

1. Practice as a class.
2. Practice individually.
3. Sign or stamp only when the student can read it on their own without help.




Spot the dog can stop. He
can stand. He can spin!

Sign or Stamp



1. Write the sentence from the previous page.
2. Draw the picture.



Review Week Challenges

A. Speaking

1. Practice as a class and in partners beforehand.
2. How many sentences can you make in a minute?

1. (question)

3. (question)

5. (question)


7. (question)

2. (answer)

4. (answer)

6. (answer)

8. (answer)



9. (question)

11. (question)

13. (question)

15. (question)

10. (answer)

12. (answer)

14. (answer)

16. (answer)



17. (question)

19. (question)

21. (question)

23. (question)

18. (answer)

20. (answer)

22. (answer)

24. (answer)



B. Reading

How many letters and sounds can the student do in a minute **without help**?

It is a red dog. The red dog can run. It can

12

run fast. It gets a cat and pins it on a mat.

24

The cat is sad. Run, cat! Go, cat! The cat

34

can run fast. The dog can not catch it.

43

C. Listening

Ask each student individually without gestures of any kind.

How many questions out of the total does the student respond correctly to?

- | | |
|----------------------------------|-------------------------------|
| 1. Hi, how are you? | 6. Are you sick? |
| 2. What is your name? | 7. Do you have a cold? |
| 3. How old are you? | 8. Do you have a cat at home? |
| 4. What do you like to eat? | 9. What color is it? |
| 5. How many pencils do you have? | 10. Close your eyes. |

D. Spelling

See how many words the students can spell correctly. The teacher says the words one by one and the students spell the words out.

back

stop

duck

past

sick




spin

Speaking Practice

Practice until students are be able to make these sentences on their own without help.

He is _____.

She is _____.




Listening Practice

Test each student individually. Ask the questions below without any gestures or help to see how well the student understands.



1. Where is the tall boy?
2. Where is the cute girl?
3. Who is dirty?
4. Is this girl smart?
5. Are you clean or dirty?

Sign or Stamp




Reading Comprehension

Read, write and draw a line to the correct picture. Then color.

1. The man goes.

2. The kid stops.



sk
ft

1. Practice as a class.
2. Practice individually.
3. Sign or stamp only when the student can read it on his or her own without help.

Spelling Words

desk

gift

are

she

ask

desk

mask

raft

gift


soft

Sight Words:

she

are

Sign or Stamp



Find and write.

K	N	P	M	H	A	M	A	S	K	K	F
R	A	S	K	P	A	P	B	Y	Y	J	K
A	G	G	W	U	I	S	S	O	F	T	S
F	A	N	B	B	D	N	B	W	O	H	F
T	D	Z	D	E	S	K	Z	B	O	G	F
J	M	U	T	N	B	Q	M	Q	N	S	K
X	D	H	D	Z	J	T	Z	K	U	W	L
T	Q	G	I	F	T	G	G	E	C	S	L

ASK

SOFT

DESK

MASK

RAFT


GIFT

1. Practice as a class.
2. Practice individually.
3. Sign or stamp only when the student can read it on their own without help.




She gets a lot of gifts. The gifts are on the desk.

Sign or Stamp



1. Write the sentences from the previous page.
2. Draw the picture.






Speaking Practice

Practice until students are be able to make these sentences on their own without help.

They are _____.

We are _____.



Listening Practice

Practice as a class. Test each student individually. Ask the questions below without any gestures or help to see how well the student understands.



1. Where is the tall boy?
2. Where is the cute girl?
3. Who is dirty?
4. Is this girl smart?
5. Are you clean or dirty?
6. Are you loud or quiet?

Sign or Stamp



Reading Comprehension

Read, write and draw a line to the correct picture. Then color.

1. She is fast.

2. He is not fast.



nd
nt

1. Practice as a class.
2. Practice individually.
3. Sign or stamp only when the student can read it on his or her own without help.

Spelling Words

and

went

want

they

and

send

hand

tent

went


bend

Sight Words:

they

want

Sign or Stamp



Find and write.

R	B	D	B	Q	X	H	T	L	R	I	D
P	B	O	F	S	D	J	H	R	S	V	L
B	W	Q	S	Z	D	O	E	S	N	S	Y
E	V	B	X	E	Q	L	Y	W	R	E	T
N	E	S	E	N	D	N	F	V	T	M	E
D	Q	H	W	A	N	T	H	A	N	D	N
L	Q	K	V	R	Z	D	J	Q	K	I	T
A	C	W	M	H	M	G	A	C	Y	Z	S

WANT

HAND

TENT

THEY

BEND


SEND

1. Practice as a class.
2. Practice individually.
3. Sign or stamp only when the student can read the book and the sentence on their own without help.




They want a big tent. They
want to put it next to a pond.

Sign or Stamp



1. Write the sentences from the previous page.
2. Draw the picture.




Speaking Practice

Practice until students are be able to make these sentences on their own without help.

What do you like to do?

I like to _____.



Listening Practice

Practice as a class. Test each student individually. Ask the questions below without any gestures or help to see how well the student understands.



1. What can you do?
2. What do you like to do?
3. Are you tall or short?
4. Are you tired?
5. Are you hungry?
6. What is your favorite color?

Sign or Stamp




Reading Comprehension

Read, write and draw a line to the correct picture. Then color.

1. The ant is on the desk.

2. The ant is on the TV.



ch tch

1. Practice as a class.
2. Practice individually.
3. Sign or stamp only when the student can read it on his or her own without help.

Spelling Words

check

catch

the

watch

chin

check

chip

catch

pitch

sketch

Sight Words:

watch

to

Sign or Stamp

Find and write.

C	H	I	N	Z	O	N	D	C	F	R	C
N	D	H	T	V	U	N	R	E	P	H	H
P	T	W	S	S	R	P	E	Y	C	G	I
I	W	S	K	E	T	C	H	V	H	A	P
T	M	W	Q	G	M	O	O	T	E	W	R
C	Z	G	B	E	N	N	J	W	C	R	J
H	K	S	P	C	A	T	C	H	K	P	A
L	D	P	A	E	W	G	T	K	U	C	B

CHIN

CATCH

CHECK

PITCH

CHIP

SKETCH

1. Practice as a class.
2. Practice individually.
3. Sign or stamp only when the student can read the book and the sentence on their own without help.




The witch can go fast. The
witch can go fast to watch TV.

Sign or Stamp



1. Write the sentences from the previous page.
2. Draw the picture.







Speaking Practice

Practice until students are be able to make these sentences on their own without help.

What do you like to eat?

I like to eat _____.



Listening Practice

Practice as a class. Test each student individually. Ask the questions below without any gestures or help to see how well the student understands.



1. What can you do?
2. What do you like to do?
3. Are you tall or short?
4. Are you tired?
5. Are you hungry?
6. What is your favorite color?

Sign or Stamp




Reading Comprehension

Read, write and draw a line to the correct picture. Then color.

1. He can hug the dog.

2. It can catch a fish.



sh

1. Practice as a class.
2. Practice individually.
3. Sign or stamp only when the student can read it on his or her own without help.

ship
shock

cash

fish

shack

shed

Sight Words:

find

what

Spelling Words

fish

shack

find

what

Sign or Stamp

Find and write.

U	K	D	I	S	H	Q	R	N	L	J	R
S	H	S	Y	O	Z	Q	D	K	H	C	U
B	O	B	Q	A	D	Q	M	T	P	U	U
C	A	S	H	S	H	O	C	K	F	R	D
K	E	S	H	I	P	A	S	V	P	N	N
L	V	U	F	D	R	M	H	U	S	O	L
R	G	U	S	S	R	S	H	E	D	O	T
A	Y	A	Q	C	S	H	A	C	K	D	E

SHIP

DISH

SHOCK

SHACK

CASH

SHED

1. Practice as a class.
2. Practice individually.
3. Sign or stamp only when the student can read the book and the sentence on their own without help.




They dash to the shed. They
find cash. What a shock!

Sign or Stamp








1. Write the sentences from the previous page.
2. Draw the picture.



Review Week Challenges

A. Speaking

1. Practice as a class and in partners beforehand.
2. How many sentences can you make in a minute?

1.		2.		3.		4.	
5.		6. (question)	8. (question)	10. (question)			
		7. (answer)	9. (answer)	11. (answer)			
							
12. (question)		14. (question)	16. (question)	18. (question)			
13. (answer)		15. (answer)	17. (answer)	19. (answer)			

B. Reading

How many letters and sounds can the student do in a minute **without help**?

He is a bad kid. He wants to kick a duck, but a	13
big duck kicks the kid. The kid is mad. The kid	24
wants to stick the duck in a sack, but the duck	35
is fast. The duck runs back to the pond.	44

C. Listening

Ask each student individually without gestures of any kind.

How many questions out of the total does the student respond correctly to?

- | | |
|--|---|
| 1. How are you? | 6. Turn to page <u>five</u> . |
| 2. What is your name? | 7. Where is your pencil. |
| 3. Go get a pencil and eraser, please. | 8. Sit properly, please. |
| 4. Look at me, please. | 9. Don't fight, please. What do you do? |
| 5. Where is your textbook? | |

D. Spelling







See how many words the students can spell correctly. The teacher says the words one by one and the students spell the words out.

desk	and	check	fish
gift	went	catch	shack
are	want	the	find
she	they	watch	what

Speaking Practice

Practice until students are be able to make these sentences on their own without help.

My mom doesn't like _____.




Listening Practice

Practice as a class. Test each student individually. Ask the questions below without any gestures or help to see how well the student understands.



1. Hi, how are you?
2. What is your name?
3. What do you like to do?
4. What do you like to eat?
5. Does your mom like cockroaches?
6. Does your dad like mosquitoes?

Sign or Stamp



Reading Comprehension

Read, write and draw a line to the correct picture. Then color.

1. This is a hand.

2. This is a gift.



th

1. Practice as a class.
2. Practice individually.
3. Sign or stamp only when the student can read it on his or her own without help.

Spelling Words

with

this

that

than

with

path

thin

this


that

than

Sight Words:

you

Sign or Stamp



Find and write.

R	M	J	X	S	U	H	D	T	O	O	Q
G	T	C	K	K	P	A	P	H	S	J	G
P	J	J	U	Z	J	A	N	A	L	T	A
A	T	W	T	H	I	N	P	T	T	H	V
T	H	J	X	H	H	U	Y	U	H	I	A
H	A	D	R	E	T	W	P	S	C	S	H
L	N	X	X	H	V	D	N	C	K	C	Z
T	Q	U	I	X	N	W	I	T	H	G	P

WITH

THIS

PATH

THAT

THIN


THAN

1. Practice as a class.
2. Practice individually.
3. Sign or stamp only when the student can read the book and the sentence on their own without help.




You went on this path with a van. You
went back. You went back into this pond.

Sign or Stamp



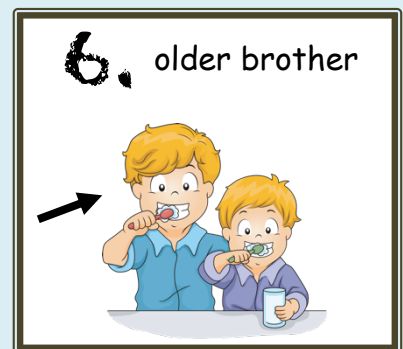

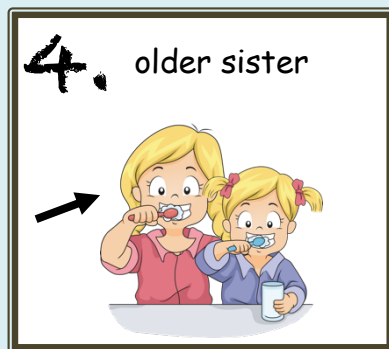
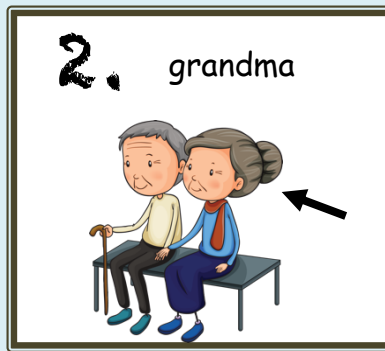
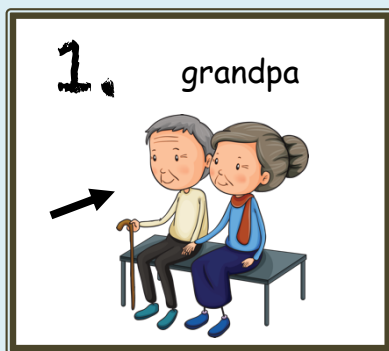
1. Write the sentences from the previous page.
2. Draw the picture.



Speaking Practice

Practice until students are be able to make these sentences on their own without help.

My _____ doesn't like mosquitoes.




Listening Practice

Practice as a class. Test each student individually. Ask the questions below without any gestures or help to see how well the student understands.



1. Do you have any brothers or sisters?
2. How many brothers and sister do you have?
3. What are their names?
4. Do you have a grandma and grandpa?
5. Do they live in your house with you?
6. Does your dad like mosquitoes?

Sign or Stamp



Reading Comprehension

Read, write and draw a line to the correct picture. Then color.

1. You are Mom.

2. You are Dad.



l blends

1. Practice as a class.
2. Practice individually.
3. Sign or stamp only when the student can read it on his or her own without help.

Spelling Words

class

you

when

see

clap

black

flick

slam

class



blast

Sight Words:

when

see

Sign or Stamp



Find and write.

O	N	T	N	D	Y	F	L	I	C	K	Q
F	N	P	V	W	S	L	A	M	Y	P	P
D	Q	C	R	Z	H	L	X	S	C	O	W
A	K	L	D	H	W	T	R	R	L	X	U
O	Z	A	W	C	D	N	O	V	A	D	R
I	L	P	Z	B	L	A	S	T	S	J	V
O	I	E	Y	C	D	H	R	F	S	D	G
K	S	I	B	L	A	C	K	Y	F	M	U

CLAP

SLAM

BLACK

CLASS

FLICK

BLAST


1. Practice as a class.
2. Practice individually.
3. Sign or stamp only when the student can read the book and the sentence on their own without help.




The slug plans to go on the sled with the kid.

When she sees the slug, she will be mad.

Sign or Stamp



1. Write the sentences from the previous page.
2. Draw the picture.



Speaking Practice

Practice until students are be able to make these sentences on their own without help.

Can I borrow _____, please?

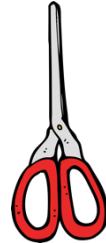
1. a pencil




2. some glue



3. some scissors



4. some colored pencils



5. a piece of paper




6. a scary monster



Speaking Practice

Practice as a class. Test each student individually. The student should be able to ask to borrow each thing in front of the teacher.

Sign or Stamp





Reading Comprehension

Read, write and draw a line to the correct picture. Then color.

1. This fish is in a truck.

2. This fish swims.



r blends

1. Practice as a class.
2. Practice individually.
3. Sign or stamp only when the student can read it on his or her own without help.

Spelling Words

from
truck
he
go

brick

crack

from

drip

truck

drift

Sight Words Review:

they

when

he


see

to

she

go

Sign or Stamp



Find and write.

A	L	T	R	U	C	K	I	D	B	U	U
G	W	D	W	E	F	A	Z	R	R	I	Q
D	R	I	P	G	K	H	Q	I	I	C	K
R	M	C	R	A	C	K	U	F	C	V	M
E	T	M	T	E	J	E	E	T	K	X	D
S	O	R	G	R	U	S	B	B	F	F	K
E	Q	K	W	U	J	E	F	S	P	A	A
F	L	K	T	F	R	O	M	T	K	W	R

BRICK

DRIP


CRACK

TRUCK

FROM

DRIFT


1. Practice as a class.
2. Practice individually.
3. Sign or stamp only when the student can read the book and the sentence on their own without help.




They stop the truck. They pick up the trash.

They put the trash in the truck.

Sign or Stamp



1. Write the sentences from the previous page.
2. Draw the picture.







Speaking Practice

Practice until students are be able to make these sentences on their own without help.

What is there in the picture?


There is a _____.



Speaking Practice

Practice as a class. Test each student individually. Students should be able to make good sentences about what there is in the picture.

Sign or Stamp





Reading Comprehension

Read, write and draw a line to the correct picture. Then color.

1. This pig sits on a red mat.

2. That pig stands on a black mat.



str
spr
scr
thr
shr

1. Practice as a class.
2. Practice individually.
3. Sign or stamp only when the student can read it on his or her own without help.

strip

sprint

scratch

thrash

shred


Spelling Words

sprint
scratch
thrash
away

Sight Words:

away

Sign or Stamp



Find and write.

O	I	S	T	R	I	P	S	X	L	X	S
F	D	S	C	J	S	X	S	X	I	Y	C
P	H	P	I	O	T	V	H	U	O	M	R
Q	D	R	S	O	R	I	R	O	I	U	A
N	N	I	U	M	E	H	E	W	A	D	T
O	L	N	C	D	S	V	D	B	M	D	C
M	D	T	T	Y	S	V	P	F	O	A	H
J	Y	L	R	T	H	R	A	S	H	I	I

STRIP

THRASH


SPRINT

SHRED

SCRATCH

STRESS

1. Practice as a class.
2. Practice individually.
3. Sign or stamp only when the student can read the book and the sentence on their own without help.




The cat can scratch. It shreds the rug. It
shreds the rug and sprints away.

Sign or Stamp



1. Write the sentences from the previous page.
2. Draw the picture.

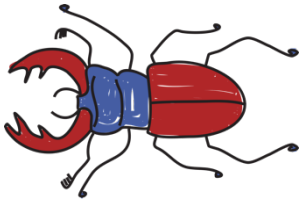


Review Week Challenges

A. Speaking

1. Practice as a class and in partners beforehand.
2. How many sentences can you make in a minute?


1.



2.



3.




4.



5.



6.




7.



8.



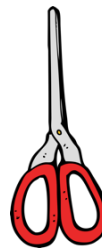
9.



10.



11.



12.



of sentences

B. Reading

How many letters and sounds can the student do in a minute **without help**?

The chick jumps and runs. The mom wants to catch the chick, but the chick is fast. The chick runs into a shack. The mom gets the chick and puts it in the soft nest. The chick jumps and runs. It runs into a pond. The chick jumps on a fish. The mom gets the chick and puts it back in the nest. Bad chick!

11

23

36

48

62

65

C. Listening

Ask each student individually without gestures of any kind.

How many questions out of the total does the student respond correctly to?

- | | |
|--|--|
| 1. Do you have any brothers or sisters? | 6. Does your dad like mosquitoes? |
| 2. How many brothers and sister do you have? | 7. Is there a sun in this picture? |
| 3. What are their names? | 8. How about a house? |
| 4. Do you have a grandma and grandpa? | 9. What else is there in this picture? |
| 5. Do they live in your house with you? | 10. Does your mom like cockroaches? |

D. Spelling

See how many words the students can spell correctly. The teacher says the words one by one and the students spell the words out.

with	class	from	sprint
this	you	truck	scratch
that	when	he	thrash
than	see	go	away

Speaking Practice

Practice until students are be able to make these sentences on their own without help.

Which animal do you like most?

I like the _____ most.

1. bird



2. giraffe




3. lion




4. kangaroo



5. hippo



6. elephant



Speaking Practice

Practice as a class. Test each student individually. Students should be able to make good sentences about what there is in the picture and which they like best.

Sign or Stamp





Reading Comprehension

Read, write and draw a line to the correct picture. Then color.

1. The squid checks
on the ship.

2. The kids on the
ship see a squid.



qu
squ

1. Practice as a class.
2. Practice individually.
3. Sign or stamp only when the student can read it on his or her own without help.

Spelling Words

quit

squid

squish

goes

quit

quack

quiz

quest

squid

squish

Sign or Stamp

Sight Words:

goes

Find and write.

Q	D	S	K	X	D	A	J	F	O	Z	Q
U	N	V	P	G	Y	B	Q	Q	A	D	U
A	K	G	J	G	N	E	U	N	Q	J	I
C	P	T	H	M	I	E	E	C	U	F	Z
K	D	L	S	Q	U	I	S	H	I	Z	X
C	S	Q	U	I	D	M	T	B	T	Q	B
B	N	K	P	L	V	U	I	M	Y	W	S
M	O	X	X	R	S	G	V	V	G	F	O

QUIT

QUEST

QUACK

SQUID

QUIZ

SQUISH

1. Practice as a class.
2. Practice individually.
3. Sign or stamp only when the student can read the book and the sentence on their own without help.




Jack goes on a quest. He steps in some muck.
Squish. Yuck! He finds some bats. Ah! Run away!
Jack quits his quest.

Sign or Stamp



1. Write the sentences from the previous page.
2. Draw the picture.





Speaking Practice

Practice until students are be able to make these sentences on their own without help.

How is the weather today?

It is _____.



Weather Game

Play the weather game. The teacher calls out the type of weather and everyone acts out what you do in that weather.

Sign or Stamp




Reading Comprehension

Read, write and draw a line to the correct picture. Then color.

1. The strong kid
can lift.

2. The quick kid
can run.



ing
ng
nk

1. Practice as a class.
2. Practice individually.
3. Sign or stamp only when the student can read it on his or her own without help.

Spelling Words

sing
long
strong
think

ring

string

strong

sink

skunk

think

Sign or Stamp

Sight Words:

one

too

Find and write.

T	S	C	G	S	T	R	I	N	G	Y	Q
B	K	E	R	T	Y	H	S	I	N	K	Y
Y	U	R	B	R	I	N	G	A	G	U	L
G	N	R	J	R	R	M	A	S	J	X	F
Y	K	I	L	K	U	Y	H	B	V	K	H
X	R	N	R	A	D	D	K	I	F	G	K
O	J	G	P	S	C	P	Q	U	K	W	I
K	S	T	R	O	N	G	G	R	W	J	Q

RING

BRING

STRING

SKUNK

STRONG


SINK

1. Practice as a class.
2. Practice individually.
3. Sign or stamp only when the student can read the book and the sentence on their own without help.




The skunks go on the path. The skunks stink.
One skunk brings a mask. It thinks the skunks
stink too much! Yuck!

Sign or Stamp



1. Write the sentences from the previous page.
2. Draw the picture.

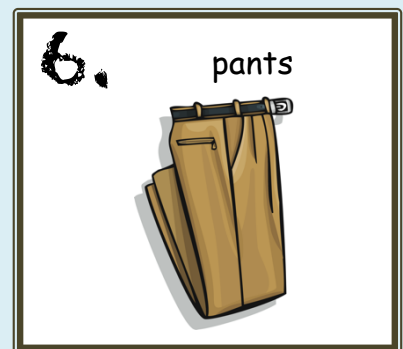
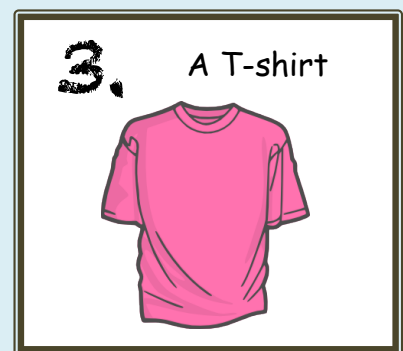


Speaking Practice

Practice until students are be able to make these sentences on their own without help.

What do you need to wear?

I need to wear _____.




Listening Practice

Practice as a class. Test each student individually. Ask the questions below without any gestures or help to see how well the student understands.



1. It's snowy and cold outside. What do you need to wear?
2. It's sunny and hot outside. What do you need to wear?
3. How many people are in your family?
4. Who are they?

Sign or Stamp



Reading Comprehension

Read, write and draw a line to the correct picture. Then color.

1. She has a strong kick.

2. The rabbit sings a song.



ll
le

1. Practice as a class.
2. Practice individually.
3. Sign or stamp only when the student can read it on his or her own without help.

Spelling Words

well
tell
little
one

well

spell

little

puzzle


simple

uncle

Sight Words Review:

are
want
watch
find
what
too
away
one

Sign or Stamp



Find and write.

S	P	E	L	L	Y	L	G	B	P	I	A
D	Q	T	X	S	G	U	P	Q	P	I	C
G	V	U	C	I	T	K	U	E	L	X	F
I	W	N	J	M	R	S	Z	A	W	K	J
F	N	C	Z	P	V	U	Z	T	K	M	N
V	O	L	W	L	W	E	L	L	Q	C	S
J	R	E	O	E	B	D	E	K	M	N	U
N	V	C	U	A	L	I	T	T	L	E	P

WELL

PUZZLE

SPELL

SIMPLE

LITTLE


UNCLE

1. Practice as a class.
2. Practice individually.
3. Sign or stamp only when the student can read the book and the sentence on their own without help.




She brings a dog to class. The man sees the dog. He is mad. Then the bell rings.

Sign or Stamp



1. Write the sentences from the previous page.
2. Draw the picture.



Review Week Challenges

A. Speaking

1. Practice as a class and in partners beforehand.
2. How many sentences can you make in a minute?

1. (question)

3. (question)

5. (question)


7. (question)

2. (answer)

4. (answer)

6. (answer)

8. (answer)



9. (question)

11. (question)

13. (question)

15. (question)

10. (answer)

12. (answer)

14. (answer)

16. (answer)



17. (question)

19. (question)

21. (question)

18. (answer)

20. (answer)

22. (answer)



B. Reading

How many letters and sounds can the student do in a minute **without help**?

The crab gets up to sing. The crab slips. He hits his shins.	13
Ug! The crab is sad. He sits. He wants to quit. A mom crab	27
sees the sad crab. You can do it! The crab gets up. The	40
crab wants to sing. The crab sings strong. He has a blast.	52
His song rings. The crabs and fish clap. The crabs and fish	64
bring him gifts. Then, he sees the mom crab. Thank you!	75

C. Listening

Ask each student individually without gestures of any kind.

How many questions out of the total does the student respond correctly to?

- | | |
|-----------------------------------|---|
| 1. Which animal do you like most? | 6. If it is stormy and cold outside, |
| 2. Do you like lions? | what do you need to wear? |
| 3. How about kangaroos? | 7. If it is sunny and hot outside, what |
| 4. How is the weather today? | do you need to wear? |
| 5. Is it stormy outside? | 8. Do you like to read? |

D. Spelling

See how many words the students can spell correctly. The teacher says the words one by one and the students spell the words out.

quit	sing	well	they
squid	long	tell	you
squish	strong	little	she
goes	think	one	are



This book was created by the Kid-Inspired Classroom. Artwork was used with permission from iclipart.com. All rights reserved. Permission to make copies is granted to one teacher for each book purchase. A lot of time and care was put into the development of these materials and we thank you sincerely for supporting us in our passion to create the best classroom materials available.